

Auto-Created Aeries Parent Portal Account Login and Changing Password Instructions

As a parent/guardian you will receive an email which includes a **link to the portal**, your **Username** and **Password**.

From: aeriesnoreply@rocklinusd.org
Date: 7/30/18 12:40 PM (GMT-08:00)
To: your.email@gmail.com
Subject: Aeries Parent Portal - New Parent/Guardian Account Created

Dear Parent/Guardian of Student Test: This email is to inform you that an Aeries Parent Portal account has been created using this email address. This account will allow you to view student information about Student Test.

URL: <https://parent.rocklinusd.org>

Username: your.email@gmail.com


Password: 346FYDTV

Jane Smith Principal Rocklin School

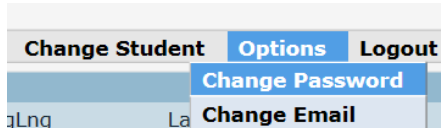
jsmith@rocklinusd.org

This is the login screen for the Aeries Parent Portal. Use the information provided in the email to login with your temporary password.

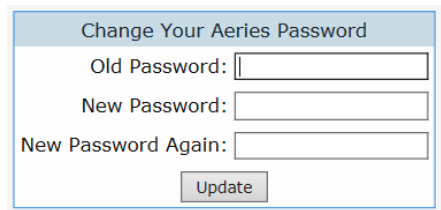
Rocklin Unified School District



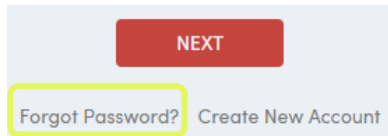
Once logged in, to change the temporary password, from **Options**, select **Change Password**.



Paste the password from the email into the Old Password field, then create a new password.

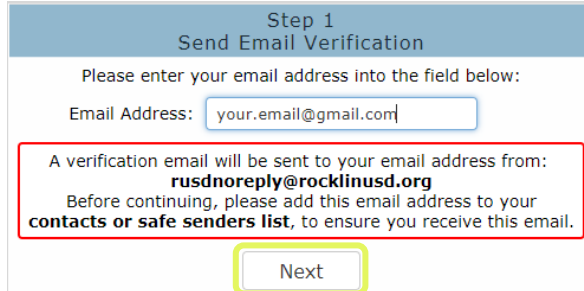


If you cannot find the above email in your Inbox, you can select **Forgot Password?** from the Aeries Parent Portal login screen.



A screenshot of the login screen. At the top, there is a red button labeled "NEXT". Below it, there are two links: "Forgot Password?" which is highlighted with a yellow rectangular box, and "Create New Account".

Enter your email address and select **Next**.



A screenshot of the "Step 1: Send Email Verification" screen. The header is "Step 1 Send Email Verification". Below the header, it says "Please enter your email address into the field below:". There is a text input field labeled "Email Address:" containing "your.email@gmail.com". Below this, a red-bordered box contains the text: "A verification email will be sent to your email address from: **rusdnoreply@rocklinusd.org**. Before continuing, please add this email address to your **contacts or safe senders list**, to ensure you receive this email." At the bottom, there is a "Next" button highlighted with a yellow box.

An email will be sent to you with an email code.

From: aeriesnoreply@rocklinusd.org
Date: 7/30/18 1:20 PM (GMT-08:00)
To: your.email@gmail.com
Subject: Aeries - Reset Account Password

You have indicated that you have lost the password for your Aeries account. Please click the following link to go to a web page that will allow you to set a new password for your account.

[Click Here](#)

If the link above is not working, copy and paste the following URL into your web browser:

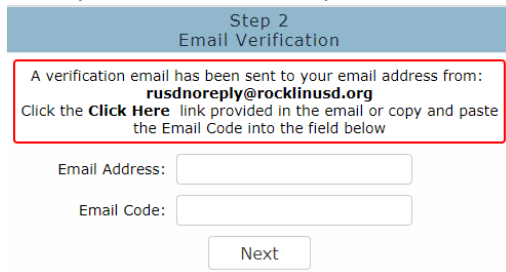
<https://parent.rocklinusd.org/parent/LostPassword.aspx?command=Reset>

The page will then ask you for the following information:

Email Address: your.email@gmail.com

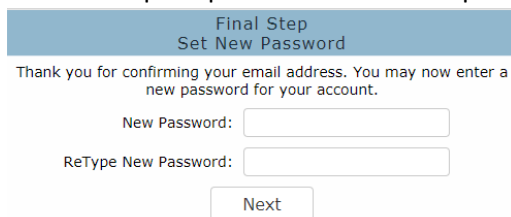
Email Code: 29UMHA6785S96C8B

Once you receive it, enter your **Email Address** and the **Email Code**.



A screenshot of the "Step 2: Email Verification" screen. The header is "Step 2 Email Verification". Below the header, a red-bordered box contains the text: "A verification email has been sent to your email address from: **rusdnoreply@rocklinusd.org**. Click the **Click Here** link provided in the email or copy and paste the Email Code into the field below". Below this, there are two text input fields: "Email Address:" and "Email Code:". At the bottom, there is a "Next" button.

You will be prompted to create a new password.



A screenshot of the "Final Step: Set New Password" screen. The header is "Final Step Set New Password". Below the header, it says "Thank you for confirming your email address. You may now enter a new password for your account." Below this, there are two text input fields: "New Password:" and "ReType New Password:". At the bottom, there is a "Next" button.