

COLLEGE AND CAREER READINESS UPDATE

Rocklin Unified School District
Board of Trustees Meeting
May 2, 2018



Presented by
Marty Flowers - Director of Secondary Programs and
School Leadership

Overview of Presentation

- Alignment to Strategic Plan and LCAP
- Career Technical Education (CTE) Update
- Career Technical Education Incentive Grant (CTEIG)
- College Dual Enrollment Courses/Savings
- Sierra College Promise Program
- College and Career Readiness Indicators
- Goals for 2018-19
- Next Steps

Alignment to Strategic Plan and LCAP

Strategic Plan Strategy I

- We will facilitate learning experiences that ignite passion, develop enduring skills, and feature relevance, choice, and purpose for **each student**.

Strategic Plan Strategy II

- We will provide a variety of academic and social-emotional supports in a culture of acceptance for **all students** to be respectful, self-aware, resilient, and high functioning individuals.

LCAP Goal 1

- RUSD will ensure **all students** will achieve to their highest potential and make continuous progress toward increasingly challenging academic goals consistent with college and career readiness standards.

CTE PATHWAYS IN RUSD MIDDLE SCHOOLS

Granite Oaks:

3 Industry Sectors

1. Manufacturing & Product Develop.
2. Hospitality, Tourism & Recreation
3. Informational Technology

3 Pathways

Manufacturing Technology
Family/Consumer Science
Computer Science

Spring View:

2 Industry Sectors

1. Hospitality, Tourism & Recreation
2. Informational Technology

2 Pathways

Family/Consumer Science
Computer Science

CTE PATHWAYS AT WHITNEY HIGH SCHOOL

7 Industry Sectors

1. Arts, Media and Entertainment
2. Building & Construction Trades
3. Hospitality, Tourism & Recreation
4. Marketing, Sales and Service
5. Informational Technology
- 6. Health Science and Medical Tech**
7. Education, Child Development
& Family Services

9 Pathways

- Graphic Communications
- Broadcasting
- Photojournalism
- BITA
- Culinary Arts
- Business
- Computer Science
- Sports Medicine (New)**
- Adolescent Development

CTE PATHWAYS AT ROCKLIN HIGH SCHOOL

6 Industry Sectors

1. Arts, Media and Entertainment
2. Health Science and Medical Tech
3. Hospitality, Tourism & Recreation
4. **Marketing, Sales and Service**
5. Informational Technology
6. Manufacturing & Product Dev.

11 Pathways

- Digital Art
- Broadcasting
- Photojournalism
- Publications
- Biomedical
- Culinary Arts
- Business (New)**
- Computer Science
- Engineering Technologies
- Machine & Forming Tech.
- Graphic Communications

CTEIG Funding Update

- **RUSD Preliminary Funding**

- Year 1 - \$782,978 - June 2017
- Year 2 - \$520,965 - June 2018
- Year 3 - \$390,038 - June 2019
- Total Grant Award - \$1,693,981

- **RUSD Updated Funding (as of 4.18.18)**

- Year 1 - \$923,701 - June 2017
- Year 2 - \$654,536 - June 2018
- Year 3 - \$493,670 - June 2019
- Total Grant Award - **\$2,071,907 - an additional \$377, 926**

AB 1743 - New bill to maintain high quality CTE programs which upon appropriation would fund \$500M for 2018-19 and each fiscal year thereafter.

DUAL ENROLLMENT COURSES AND NUMBER OF ROCKLIN HIGH SCHOOL STUDENTS FOR 2017- 2018

ROCKLIN HIGH SCHOOL	Total Number of Students Enrolled	Total Money Saved
Applied Art & Design 70	162	\$22,356.00
Communications 71		
English 1A/1B		
History 17A/17B		
Mechatronics 8		

DUAL ENROLLMENT COURSES AND NUMBER OF WHITNEY HIGH SCHOOL STUDENTS IN 2017- 2018

WHITNEY HIGH SCHOOL	Total Number of Students Enrolled	Total Money Saved
Construction & Energy Technology 5	242	\$33,396.00
English 1A/1B - 4 sections		
History 17A/17B		
Applied Art & Design 79 - 3 sections		
Environmental Studies & Sustainability 1		

INCREASE IN DUAL ENROLLMENT COURSES IN 2018-2019

	ROCKLIN HIGH SCHOOL	
History 17A/17B	Computer Information Systems 26	French 3
Mechatronics 8	Welding Technology 66	Spanish 3
English 1A/1B	Applied Art & Design 73	Communications 60/70
Business 140	Applied Art & Design 79	Photography 60A
	WHITNEY HIGH SCHOOL	
History 17A/17B	Construction & Energy Technology 5	Applied Art & Design 61
English 1A/1B	Applied Art & Design 79	Communications 60/70
	Environmental Studies & Sustainability 1	
	Administration of Justice 54	

Promise Program Kick-off at Sierra College



Promise Program Partnership with Sierra College

On Friday, April 20, 2018 nearly 100 seniors registered through the Promise Program at Sierra College.

SIERRA PROMISE

Sierra Promise with assistance from our high school counselors identifies local high school students who may not be planning to attend college and provides them the opportunity. The program assists students in developing an education/career plan. Sierra Promise can help accelerate students educational goals:







- Save time and money
- Receive Sierra College counseling and enrollment help
- Fast-track plan to complete certificate or degree







College/Career Indicator

The College/Career Indicator measures how well local educational agencies (LEAs) and schools are preparing students for likely success after graduation. Only graduates can be classified as Prepared or Approaching Prepared. For schools and LEAs to demonstrate success on this state indicator, high school graduates must meet at least one of the measures in the prepared level.





PREPARED

-  **Smarter Balanced Summative Assessments:** Score of Level 3 "Standard Met" or higher on both English language arts/literacy (ELA) and mathematics
-  **Advanced Placement (AP) Exams:** Score of 3 or higher on two AP exams
-  **International Baccalaureate (IB) Exams:** Score of 4 or higher on two IB exams
-  **Completion of Dual Enrollment:** Two semesters or three quarters of college coursework with a grade of C- or better in academic/CTE subjects where college credit is awarded
-  **University of California (UC) and California State University (CSU) a-g requirements:** Complete a-g course requirements with a grade of C- or better plus one of the Additional Criteria from the box below
-  **Career Technical Education (CTE) Pathway:** Pathway completion with a grade of C- or better in the capstone course plus one of the Additional Criteria from the box below

Additional Criteria

-  Smarter Balanced Summative Assessment Scores:
 - Level 3 or higher on ELA and at least a Level 2 "Standard Nearly Met" in mathematics, or
 - Level 3 or higher on mathematics and at least a Level 2 in ELA
-  One semester/two quarters of Dual Enrollment with a grade of C- or better in academic/CTE subjects
-  Score of 3 on one AP exam or score of 4 on one IB Exam (for a-g requirement only)
-  Completion of CTE Pathway (for a-g requirement only)

APPROACHING PREPARED

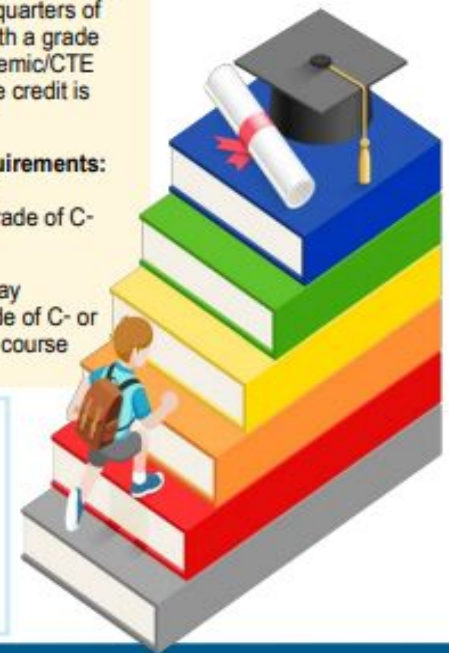
-  **Smarter Balanced Summative Assessments:** Score of Level 2 "Standard Nearly Met" on both ELA and mathematics
-  **Completion of Dual Enrollment:** One semester or two quarters of college coursework with a grade of C- or better in academic/CTE subjects where college credit is awarded
-  **UC and CSU a-g requirements:** Complete a-g course requirements with a grade of C- or better
-  **CTE Pathway:** Pathway completion with a grade of C- or better in the capstone course

Criteria Key

-  Assessment
-  Coursework

NOT PREPARED



Did not meet any of the measures or did not graduate.








For more information, please visit the California Accountability Model & School Dashboard Web page at <http://www.cde.ca.gov/ta/ac/cm/index.asp>.

November 2017

Graduation Rates 2016-2017

	Student Performance	Number of Students	Status	Change
<u>All Students</u>		890	Very High 97.5%	Increased +1.1%
<u>English Learners</u>		31	High 90.3%	Increased +4.6%
<u>Foster Youth</u>		2	*	*
<u>Homeless</u>		33	High 90.9%	Increased +1.4%
<u>Socioeconomically Disadvantaged</u>		207	Very High 96.1%	Increased +2.5%
<u>Students with Disabilities</u>		73	Medium 89%	Increased Significantly +9.2%
African American		18	High 94.4%	Maintained +0.5%

Graduation Rates 2016-2017

	Student Performance	Number of Students	Status	Change
<u>American Indian</u>		2	*	*
<u>Asian</u>		63	Very High 98.4%	Increased +2.1%
<u>Filipino</u>		37	Very High 100%	Increased +3.3%
<u>Hispanic</u>		118	High 94.1%	Declined -3%
<u>Pacific Islander</u>		3	*	*
<u>Two or More Races</u>		55	Very High 100%	Increased +4.2%
<u>White</u>		593	Very High 97.8%	Increased +1.3%

ADVANCED PLACEMENT COURSES

In **2017-2018**, 1,144 students are enrolled in 40 Advanced Placement (AP) courses

ROCKLIN HIGH SCHOOL Total Number of AP Courses = 22

AP Eng/Lang Com	AP Psychology	AP US History	AP Calculus BC	AP StArt 2D Des
AP Environ Science	AP Eng Lit/Comp	AP CompSci/Princ	AP Physics C-EM	AP Studio Art
AP Microeconomics	AP Calculus AB	AP Physics C-M	AP Music Theory	AP Comp Sci A
AP World History	AP Biology	AP Government	AP Chemistry	AP Physics I & II

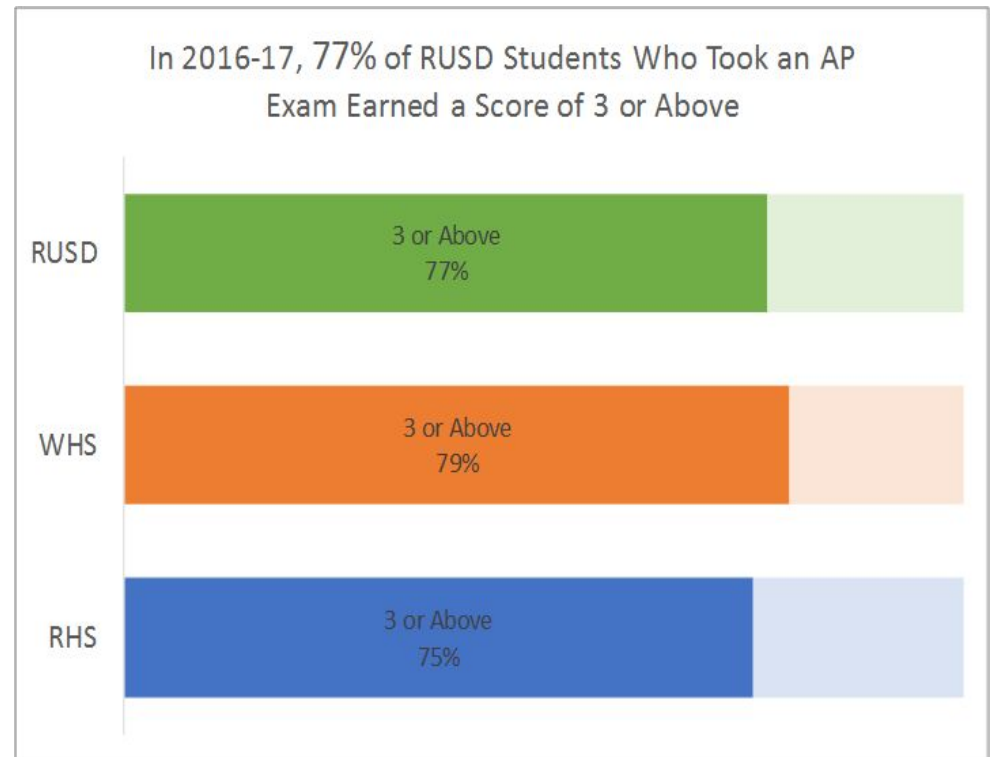
WHITNEY HIGH SCHOOL Total Number of AP Courses = 18

AP Comp Sci A	AP Psychology	AP US History	AP Calculus BC	AP Physics I
AP Environ Science	AP Eng Lit/Comp	AP CompSci/Princ	AP Physics C-EM	AP Spanish
AP Microeconomics	AP World History	AP Physics C-M	AP Statistics	AP Biology
	AP Government	AP Calculus AB	AP Chemistry	

ADVANCED PLACEMENT COURSES

In **2016-17**, 1463 Advanced Placement (AP) Exams were taken by RUSD students

- **77%** of the students earned a score of **3** or above
- **45%** of the students earned a score of **4** or above.
- Students earned a total of **1121** college course credits by scoring a 3 or above



CTE ENROLLMENT

In 2017-2018, 2,231 high school students enrolled in 69 CTE Pathway courses and 1,110 middle school students enrolled in 5 CTE Pathway courses.

School	Number of Students
Rocklin High School	1158
Whitney High School	1073
Total	2231

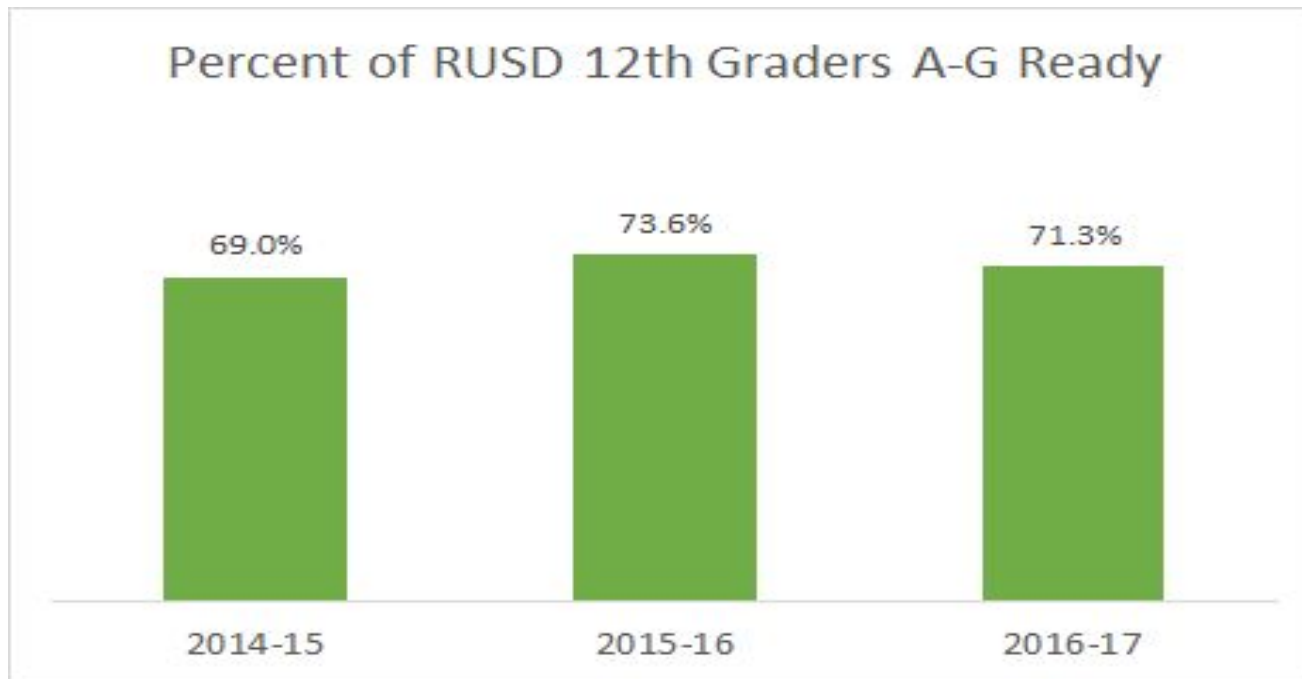
School	Number of Students
Granite Oaks Middle School	660
Spring View Middle School	450
Total	1110

TYPE OF CTE COURSE

Pathway Level	Number of Pathway Courses	% Pathway Courses
Introductory	17	25%
Concentrator	20	29%
Capstone	32	46%
Total	69	100%

A-G Completion

As of April 2018, 63% of RUSD 12th grade students have completed A-G requirements.



RUSD GOALS FOR 2018-2019

- Increase **ALL STUDENTS** to become College and Career ready
 - Review CTE pathway options to ensure we are meeting students needs/wants and align to local and regional sectors
 - Continue to increase Dual Enrollment course offerings (18 sections in 2017-2018 to 24 sections in 2018-2019)
 - Increase the number of students who participate in the Sierra College Promise Program
 - Increase A-G rate

Next Steps

- Review data to meet student needs
 - By College and Career Readiness Category - A-G, CTE completers, AP, Dual Enrollment.....to identify which students are not receiving opportunities and not achieving
- Continue to review the current system to identify barriers to student access and achievement for **all students** and by **student groups**
- Review data to identify possible system issues before high school that prevents student from being on a college and career prepared trajectory
- Identify additional staff willing to partner with Community Colleges to bring more Dual Enrollment options to RUSD
- Identify opportunities and options for personalized outreach and support for students
- Continue partnerships with Sierra College, Yuba College, American River College and California State University Sacramento to increase student enrollment in college and their success